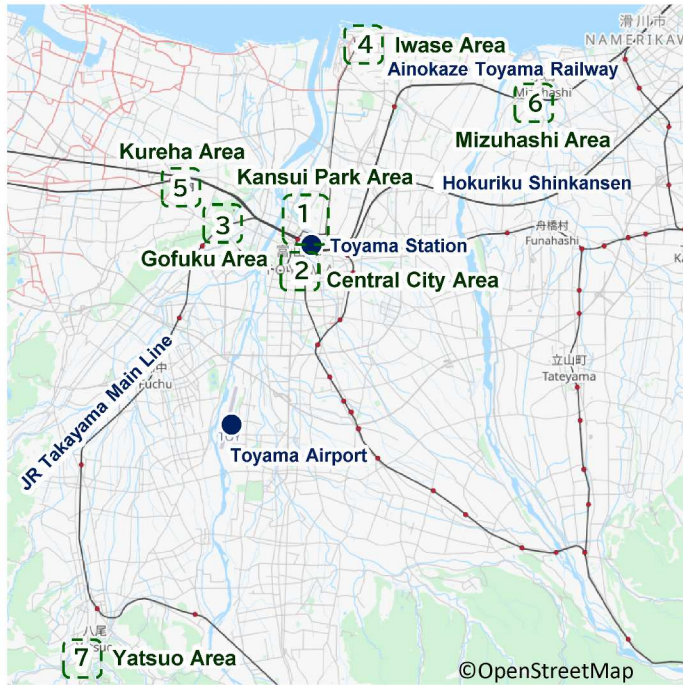
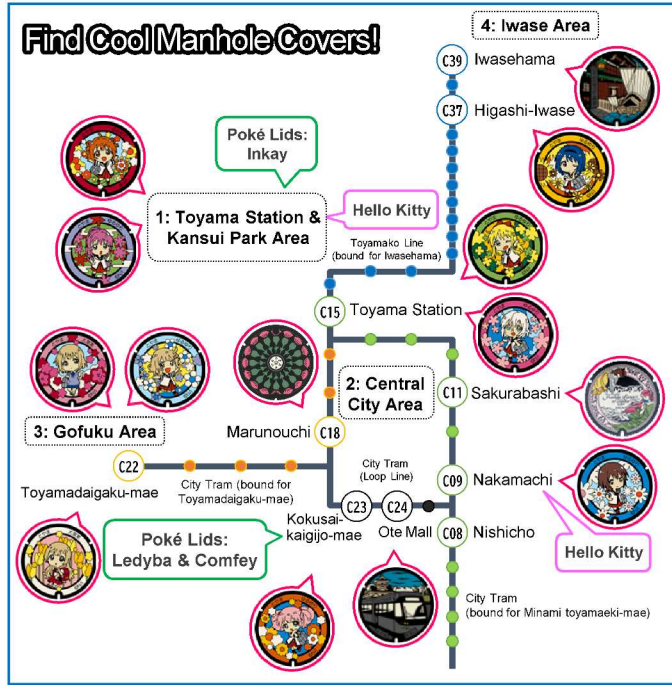


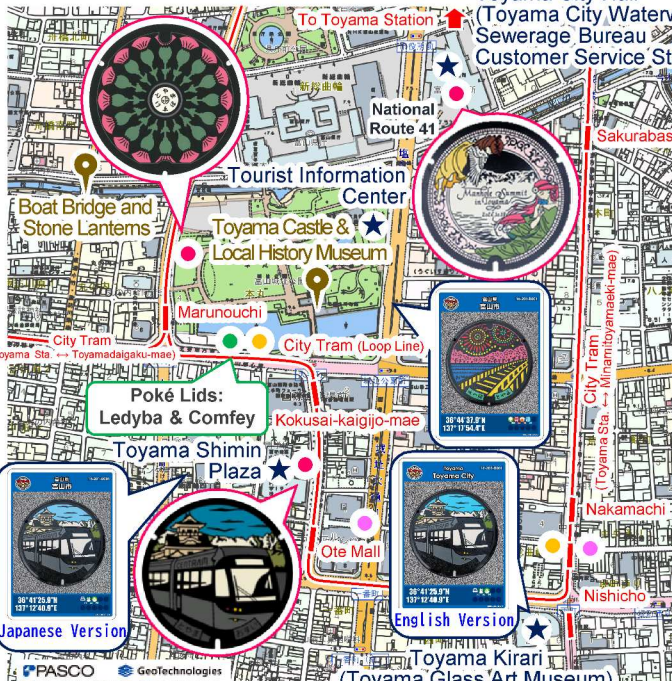
Where to Find Decorative Manhole Covers in Toyama



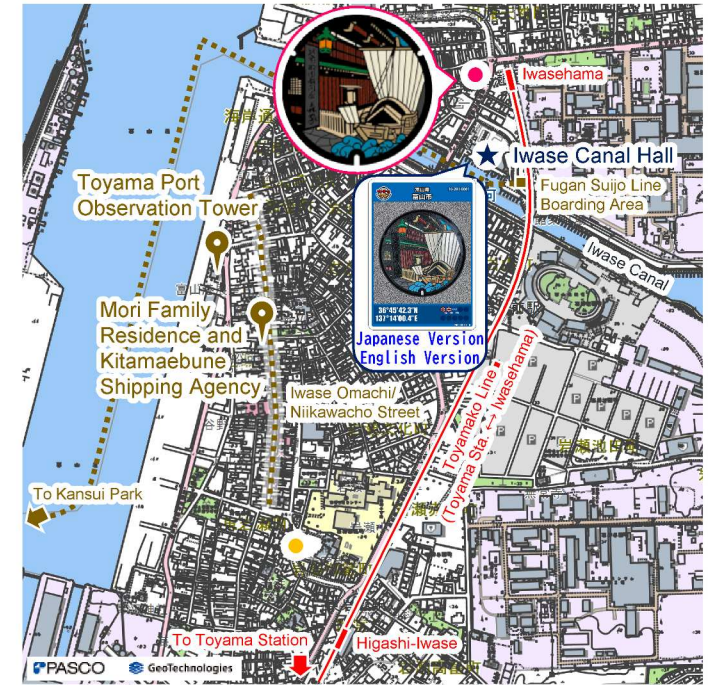
3. Gofuku Area



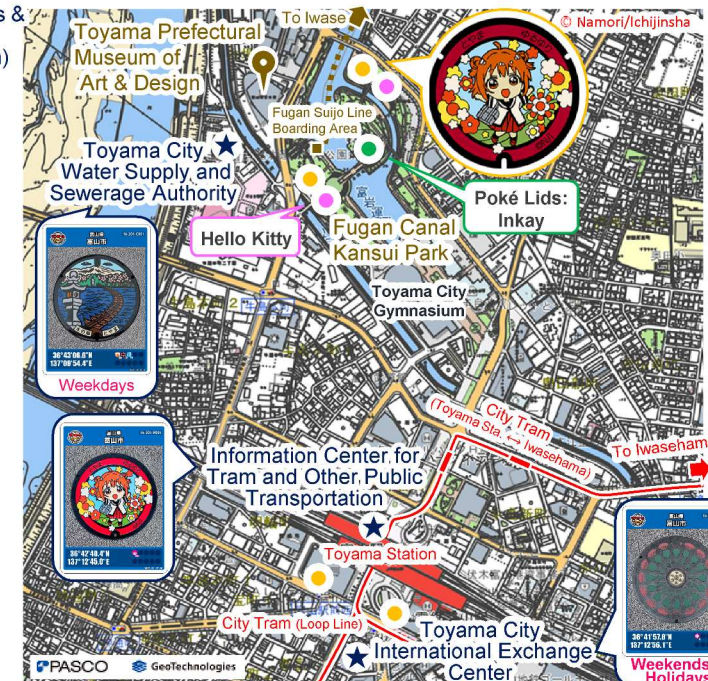
2. Central City Area



4. Iwase Area



1. Toyama Station & Kansui Park Area

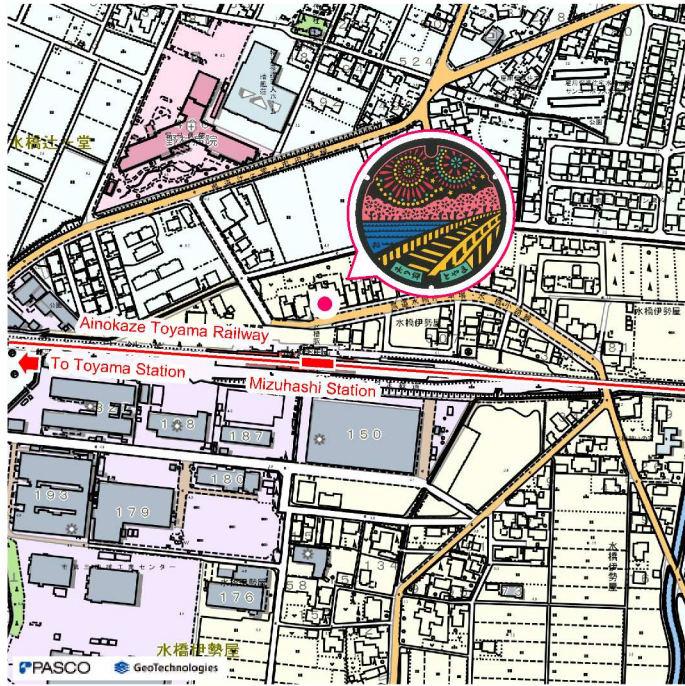


Key to Manhole Covers ● YURUYURI & OHMUROKE ● Poké Lids ● Hello Kitty ● Other

5. Kureha Area



6. Mizuhashi Area



7. Yatsuo Area



Other Manhole Cover Maps

Pokémon Utility Hole Covers
Poké Lids

YURUYURI & OHMUROKE
Manhole Cover Maps

Information

Decorative Manhole Covers

Manhole Cover Cards

Where and When Cards Are Available, and Getting There from Toyama Station

1. Toyama Station & Kansui Park Area

AKARI AKAZA from YURUYURI
Information Center for Tram and Other Public Transportation
📍 73-5 Meirin-cho, Toyama City
🕒 9:00 to 13:30 and 14:30 to 17:00, 7 days a week
🚶 5 min. walk from Toyama Station (City Tram Toyama Sta. stop, Platform 8 side)

Thistle Flowers
Weekends: Toyama City International Exchange Center
📍 1-2-3 Shintomi-cho, Toyama City CiC Building 3F
🕒 10:00 to 20:30 on weekends and holidays
(Closed for new year holidays and CiC Building closed days)
🚶 5 min. walk from Toyama Station

Boat Bridge and Stone Lanterns
Weekdays: Toyama City Waterworks and Sewerage Bureau (Water Supply and Drainage Service Division 1F)
📍 2-1-20 Ushijimahon-machi, Toyama City
🕒 Weekdays 8:30 to 17:15 (Closed for new year holidays)
🚶 15 min. walk from Toyama Station North Exit

2. Central City Area

Toyama Castle and Tram (Japanese Version)
Toyama Shimin Plaza 1F Administration Office
📍 6-14 Ote-machi, Toyama City
🕒 9:00 to 17:00, 7 days a week (Closed Jan. 1)
🚶 1 min. walk from City Tram Ote Mall stop

Toyama Castle and Tram (English Version)
Toyama Kirari (Toyama Glass Art Museum) 1F Information and Help Desk
📍 5-1 Nishi-cho, Toyama City
🕒 9:30 to 17:00, 7 days a week (Closed 1st Wed. of each month, new year holidays, and occasionally on other days)
🚶 1 min. walk from City Tram Nishicho stop

Mizuhashi Bridge Festival and the Tozai Bridge
Toyama City Tourist Information Center
📍 1-45 Honmaru, Toyama City
🕒 9:00 to 17:30 Mar. 16 through Nov. 30, 9:00 to 17:00 Dec. 1 through Mar. 15 (Closed for new year holidays)
🚶 2 min. walk from City Tram Kokusai-kaigijo-mae stop

4. Iwase Area

Mori Family Residence and Kitamaebune Shipping Agency (Japanese Version, English Version)
Iwase Canal Hall 1F Administration Office
📍 48 Iwasetenjin-machi, Toyama City
🕒 9:00 to 17:00, 7 days a week (Closed for new year holidays)
🚶 1 min. walk from City Tram Iwasehama stop

5. Kureha Area

Boat Bridge and Stone Lanterns
Weekends: Toyama Art Creation Center reception desk
📍 2247-3 Kureha-machi, Toyama City
🕒 10:00 to 17:00 on weekends and holidays
(Closed for new year holidays, and occasionally on other days)
🚶 5 min. walk from Ainokaze Toyama Railway Kureha Sta.

7. Yatsuo Area

Etchu-Yatsuo Owara Kaze no Bon Festival (Japanese Version, English Version)
Etchu-Yatsuo Tourism Association
📍 2898-1, Yatsuomachikamishin-machi, Toyama City
🕒 Every day 9:00 to 17:00 (closed for new year holidays)
🚶 5 min. walk from Toyama Chitetsu Bus Yatsuo Kagami-machi stop