

Sorting and putting out garbage and recyclables

* Please refer to the "Garbage/Resources Collection Calendar" for the garbage pick-up days.

1. Separate garbage.
2. Place garbage in designated pickup locations.
3. Set garbage out by 8:00 a.m. on designated pickup days.

Recyclable items

* Containers and packaging that were used to contain or wrap products.

<p>Empty cans [Collected twice a month] Food packaging</p>	<p>Empty bottles [Collected twice a month] Food and cosmetics bottles</p>	<p>PET bottles [Rules differ according to area.] Look for this mark.</p>	<p>Plastic containers and packaging* [Collected four times a month] Look for this mark.</p>	<p>Paper containers and packaging* • Used paper [Collected once a month]</p>
<p>Rinse clean and shake dry before setting them out for recycling.</p>				
<p>Cans that contained juice, beer, food, etc. Beer cans up to 3 liter in size are accepted. ↓ Separate pull-off tops as non-burnable garbage.</p> <p>Do not crush.</p> <p>Empty Cans (Food packaging only) Toyama City</p>	<p>Bottles that contained beverages, seasoning, cosmetics (excluding smoked glass), etc. Colorless Brown Other * Remove detachable caps. Separate as non-burnable garbage or plastic containers and packaging.</p> <p>Separate by color into baskets.</p> <p>To white baskets To brown baskets To other colored baskets</p>	<p>PET bottles that contained soft drinks, soy sauce, sake, mirin, etc. Remove caps and labels. Separate caps and labels as plastic containers and packaging.</p> <p>Crush</p> <p>People living in Toyama and Fuchu should bring their PET bottles to supermarkets and other participating collection centers. People living in Osawano, Oyama, Yatsuo, Yamada and Hosoiri should place their PET bottles in designated pickup locations.</p>	<p>Containers and packaging made of plastic, polyethylene, vinyl Bottles Detergent, shampoo, cooking oil, etc. ↓ Pump parts to non-burnable garbage</p> <p>Trays and packages Egg packs, food trays, etc.</p> <p>Place in a designated garbage bag or semitransparent bag.</p>	<p>Paper containers and packaging Boxes that contained sweets, food, shoes, etc. ↑ Put out the paper dividers as well.</p> <p>Used paper Newspapers • Bundle newspapers and flyers together.</p> <p>Cardboard boxes • Cardboard has a corrugated filler that can be seen from the side.</p> <p>Magazines • Other than paper containers and packaging, newspapers and cardboard (Weekly magazines, notebooks, etc.)</p> <p>Bundle → Bundle paper garbage in both directions with vinyl string.</p>
<p>Place directly in collection bins without enclosing in plastic bags.</p>			<p>Place in a designated garbage bag or semitransparent bag.</p>	
<p>Separate cans and glass bottles with stubborn dirt as non-burnable garbage.</p>		<p>Separate plastic bottles, containers and packaging with stubborn dirt as burnable garbage.</p>		
<p>It is not necessary to separate aluminum and steel cans.</p>	<p>Separate broken bottles and medicine bottles as non-burnable garbage.</p>	<p>* People living in Oyama should enclose their PET bottles in designated garbage bags or semitransparent bags.</p>	<p>Hangers, tie-wraps, tanks, planters and toys do not qualify as plastic containers or packaging, therefore separate them as burnable garbage. Bring white trays to participating supermarkets that offer collection.</p>	<p>Separate the garbage at right as burnable garbage</p> <ul style="list-style-type: none"> • Paper with gold or silver leaf • Paper that has waterproofing, covered with vinyl, etc. (Cup noodles, yogurt containers, ice cream containers, paper cups, etc.)

Practice the 3 Rs!

Reduce: Reduce garbage by not buying or accepting unnecessary items.

Reuse: Reuse what can still be used.

Recycle: Properly separate garbage so that contained resources can be recycled.

Inquiries

Toyama-shi Kankyo (Environment) Center

637 Kuriyama, Toyama-shi

Regarding separating garbage Management Section 429-5017
kksentakanri-01@city.toyama.lg.jp

Regarding collection Administration Section 429-7366
kksentagyomu-01@city.toyama.lg.jp



Burnable garbage [Collected twice a week]

Please put the garbage in designated garbage bags or semitransparent bags and tie the bags tightly before putting them out for disposal.
 ⇒ Items which are too large to fit into bags should be left as they are and placed in the disposal area together with other such items.

• Kitchen garbage

Drain wet garbage thoroughly.



Cooking oil

Soak up oil with cloth or paper, or solidify with a coagulant.


• Rubber products

- Leather goods
- Paper diapers (remove all traces of excrement)
- Disposable heating pads
- Cooling materials



Plastic products other than containers and packaging

- Toothbrushes • Buckets • Videotapes
- Toys • Planters • CDs • DVDs
- Cases, etc.

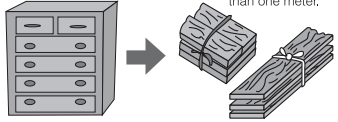


Be careful how you prepare the following.

Keep garbage less than 1 m in any one direction.

• Wooden furniture

Cut into pieces and tie into bundles no larger than one meter.



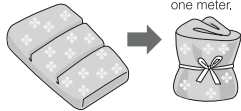
• Futons • Carpets • Clothing • Cloth

Cut carpeting into one-meter squares and bundle with string.



• Mattresses and sofas without springs

Tie into bundles no larger than one meter.



• Grass • Leaves • Branches



Label branches with thorns. Bundle loose branches, and set out 2 - 3 bundles each pickup day.



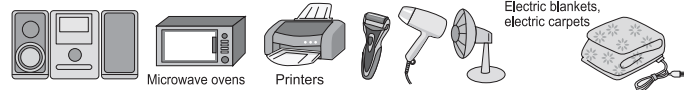
Keep bundles less than 10 cm in diameter.

Dry leaves, remove dirt and place in plastic bags.

Please dispose of large amounts of garbage by dividing them into small lots and disposing them over a period of several garbage days. Liquids are not collected.

Non-burnable garbage [Collected twice a month]

• Small electric appliances (Items not covered by the Home Appliance Recycling Law)



• Bicycles

Label as "ごみ不要 (Garbage)"



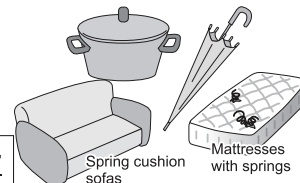
• Batteries

Return button and rechargeable batteries to appliance stores.



• Metallic items or items that contain metal

Another truck will pick up large items later, therefore keep separate from other garbage.



Be careful how you prepare the following.

To prevent injury to garbage collectors and fires on trucks, prepare garbage as follows.

• Oil stoves • Fan heaters

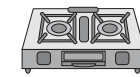
Consume all fuel and remove batteries.



Heaters are not collected if still containing fuel. Remaining fuel can ignite and burn.

• Gas ranges

Remove batteries.



• Portable burners

Remove gas canisters.



• Gas canisters

• Spray cans

• Lighters



Do not put together with other non-burnable garbage.



After completely using all of the contents, do not make a hole in the can. Put only those cans in a clear plastic bag.

• Glass (Medicine bottles, mirrors, cups, plate glass, electronic thermometers, fluorescent tubes)

• Ceramics (Plates, bowls, etc.)

• Sharp edged items



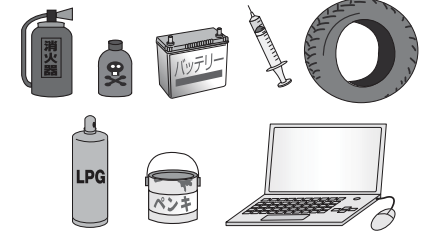
Wrap the broken pieces or sharp edged items (knives, blades, broken glass, etc.) with paper and write down "キケン (Danger!)" on the outside.

Unaccepted garbage

- Hazardous, explosive or flammable items
- Items that the city cannot process

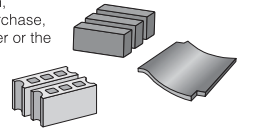
- Tires • Storage/automobile batteries
- Motorcycles • Fire extinguishers • Gas cylinders
- Farming equipment and tools • Agrochemicals
- Agricultural plastics • Petroleum
- Medical syringes • Paints • Computers

For disposal information, contact the place of purchase or a licensed waste handler.



- Soil • Sand • Rocks • Roof tiles • Bricks
- Concrete (Blocks, laundry pole bases, etc.)
- Plasterboards

For disposal information, contact the place of purchase, a licensed waste handler or the Administration Section, Environment Center.




TVs, air conditioners, refrigerators (freezers), washing machines and clothes dryers (Appliances accepted under the Home Appliance Recycling Law)

Purchase a recycle sticker at the post office and do either of the following.

- [1] Bring the item to a designated drop-off site.
- [2] Apply for home pickup by the Environment Center. (Subject to a separate surcharge.)

Or, ask a home appliance dealer.



How to read the Garbage/Resources Collection Calendar

Calendar abbreviations

Sunday	➔	「日」
Monday	➔	「月」
Tuesday	➔	「火」
Wednesday	➔	「水」
Thursday	➔	「木」
Friday	➔	「金」
Saturday	➔	「土」

Burnable garbage	➔
Non-burnable garbage	➔
Empty cans	➔
Empty bottles	➔
Plastic containers and packaging	➔
PET bottles	➔
Paper containers and packaging/Used paper	➔

Calendar abbreviations

「可燃」
「不燃」
「缶」
「びん」
「プラ」
「ペット」
「紙」

WARNING!

Collectors will label and leave unacceptable items.

